
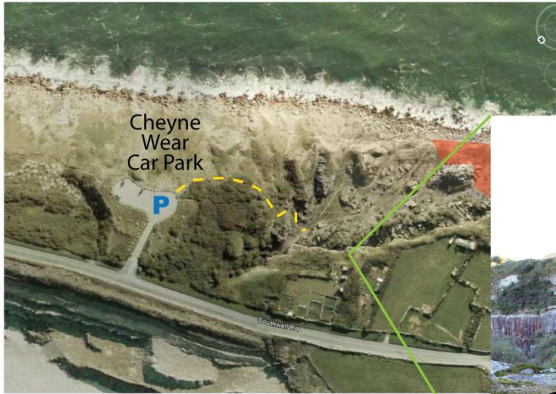



New Climbs - Dungecroft Quarry - Cheyne Wears Area



1: Hayabusa – F6a.
Adam Perrett 19th June 2010.
A technical lower wall to the ledge leads to a good flake above.

2: We Apologise for the Inconvenience – F5.
Adam Perrett 19th June 2010.
Climb the slab on the right to the ledge and the left side of the corner above.



3: Gecko Wall – F6a.
John Leonard 26th June 2010.
Climb up under the slab and pass it on its left by an awkward mantle. Move back right on to the slab to finish. Shares the same staples as Wall Lizard.

4: Wall Lizard – F6c+.
John Leonard 1st July 2010.
Climb the hanging slab direct. No crafty feet on the ledges at either side at the grade. Just like being on the Gritstone.


5: The Cookie Monster – F3.
Madi Leonard 23rd June 2010.
Climbs the corner right of the hanging slab.

6: Make Cookies Not War – F4
Madi Leonard 23rd June 2010.
Climb the wall via ledges and flakes to lower off on the top wall. Really good.



7: Rai – F6a.
Mick Ward 3rd June 2010.
Crimpy moves up the wall to the left. More physical than Julia.

8: Julia – F6a.
Mick Ward 3rd June 2010.
Delicate moves up the gritstonesque slab. More elegant than Rai.




9: Peace – F6a+.
Mick Ward 4th June 2010.
Climb the slightly blind faint groove left of Love.

10: Love – F6c.
Mick Ward 4th June 2010.
Climb the middle of the white wall. A few technical moves based on the obvious shot hole.



11: Little Terror – F5.
John Leonard 24th May 2010.
A sporting mantle into the corner groove leads to powerful moves on big holds to gain the ledge above. Great fun.


P: The route to its left is a project, please respect.



12: Blood on the Rocks – F6a.
John Leonard 24th May 2010.
Step across the rift to a faint groove, climb this and move right to cross the overhang. A bloody repeat ascent resulting from a snapped crimp, it should be solid now but take care with the conglomerate on the upper wall.

13: The Clicking of Her Needles Spelled Doom – F6b+.
Mick Ward 30th May 2010.
Step across the rift, crimp to the break and flowstone to the top. Commemorates a meeting between two hapless locals and a well-known climber. Before they knew it, they'd been transformed into bunnies – belay bunnies!

14: Can You See Scratchy Bottom? – F6a+.
Mick Ward 30th May 2010.
At the start of the rift. Climb the crack and wall above. Well, can you see it?



15: Heroes of Swanage – F5+.
Mick Ward 19th May 2010.
Layback the flake with gusto; you'll feel like a rock star!

16: Heroes of Portland – F6b.
Mick Ward 19th May 2010.
Start up Heroes of Swanage but step rightwards for more technical fare.

There is a small route on a sloping boulder (*Dad gets another Monkey Bite* - F2. Rhys Dunford age 7, 19th June 2010)

This is useful as a training aid to teach clipping and tying off on the top bolts.

*** Please do not walk near the far end of the quarry near the house between 1st February - 31st July as you will disturb nesting birds of prey.**